

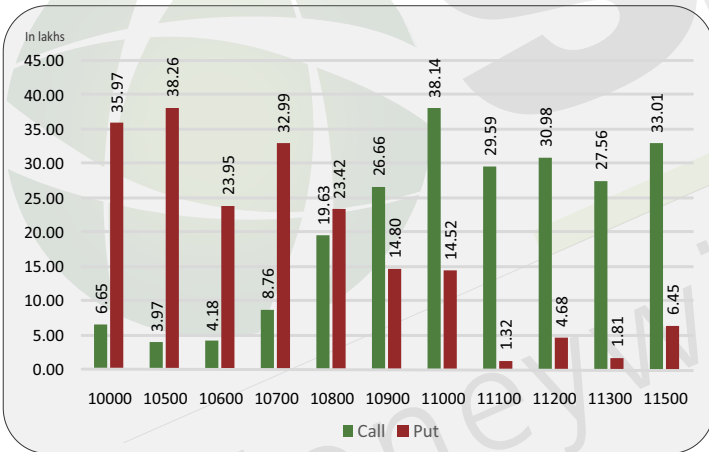
Nifty level

Nifty	S1	S2	R1	R2
10878	10750	10700	10950	11000

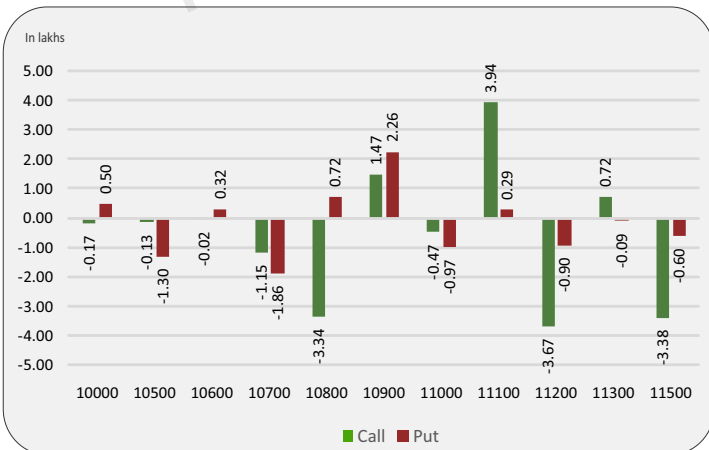
Nifty snapshot

	9-Jan	8-Jan
Nifty Spot	10855.15	10802.15
Nifty Jan	10877.70	10844.65
Nifty Feb	10906.65	10877.65
Chg. OI (Jan) (%)	-0.91	1.68
Chg. OI (Feb) (%)	6.00	1.90
50 Day SMA	10683	10666
100 Day SMA	10867	10873
200 Day SMA	10795	10792

Nifty option OI concentration



Nifty option OI change



Nifty outlook

SGX Nifty 10,900 (+22)

Today the markets are likely to open on flat note. All the emerging markets are trading in red. The coming session is likely to witness a range of 10750 on declines and 10950 on advances.

Stock is in ban period

ADANIPOWER, JETAIRWAYS

Sentiment indicator

	9-Jan	8-Jan	7-Jan	4-Jan	3-Jan
NIFTY Discount/Premium	22.55	42.50	31.65	50.25	46.25
COST OF CARRY%	0.69	0.71	0.68	0.67	0.66
PCR(OI)	1.16	1.16	1.10	1.09	1.08
PCR(VOL)	1.00	0.86	0.78	0.76	0.84
A/D RATIO(Nifty 50)	1.04	1.68	1.04	3.64	0.16
A/D RATIO(All FO Stock)*	0.66	1.79	1.03	3.27	0.25
Implied Volatility	13.70	14.35	15.09	14.84	15.77
VIX	15.27	15.70	16.30	16.16	16.16
HISTORY. VOL	16.56	17.02	17.46	17.97	18.34

*All Future Stock

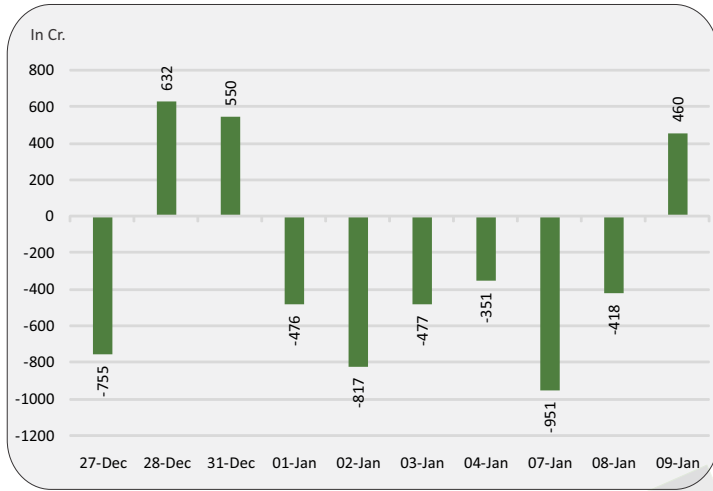
Nifty v/s OI

Date	Nifty	% Change	Open Interest	% Change
01-Jan	10961	0.4%	23345700	-0.2%
02-Jan	10831	-1.2%	24153525	3.5%
03-Jan	10719	-1.0%	25217100	4.4%
04-Jan	10778	0.6%	25285650	0.3%
07-Jan	10803	0.2%	25025025	-1.0%
08-Jan	10845	0.4%	25445550	1.7%
09-Jan	10878	0.3%	25214550	-0.9%

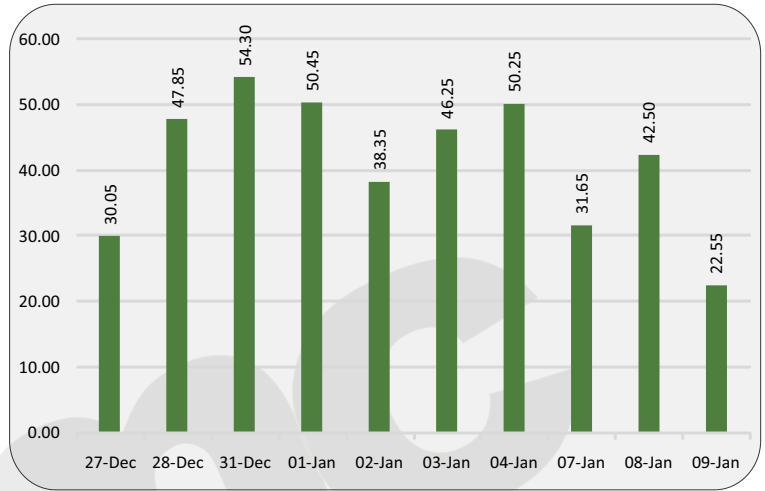
Fund flow (FII/DII)

	Net investment (in cr)
FII INDEX FUTURE	460
FII INDEX OPTION	1249
FII STOCK FUTURE	-366
FII STOCK OPTION	36
FII CASH	276
DII CASH	440

FII'S activity in Nifty future



Nifty discount / premium



Top 10 long build up

	LTP	% Change	Open Interest	% OI Change
BATAINDIA	1147.8	1.49%	2287450	8.53%
INDUSINDBK	1608.4	1.47%	8431500	7.16%
HDFCBANK	2121.0	0.42%	14672750	5.69%
HINDUNILVR	1794.8	0.85%	11046600	4.67%
GMRINFRA	17.0	4.95%	175275000	3.92%
DABUR	423.7	1.03%	12348750	3.84%
OFSS	3619.6	0.41%	117300	3.03%
MCX	753.9	0.86%	2860900	2.66%
ESCORTS	741.2	0.76%	4059000	2.36%
BOSCHLTD	19554.9	0.68%	150180	2.25%

Indices to out perform

	Closing	% Change
BANK	27720	0.77%
PHARMA	8907	0.47%
FMCG	30577	1.01%
FIN SERVICE	11741	0.90%
PSU BANK	3187	-0.25%

Indices to under perform

	Closing	% Change
ENERGY	14061	-0.32%
PSE	3296	-1.25%
IT	14326	0.28%
MEDIA	2495	-0.04%
SMALL CAP	6389	-0.22%

Top 10 short build up

	LTP	% Change	Open Interest	% OI Change
CAPF	588.0	-0.87%	478800	11.53%
GAIL	341.9	-3.28%	12638913	7.24%
CEATLTD	1260.9	-0.55%	986400	6.98%
ACC	1457.2	-1.86%	1354400	6.88%
L&TFH	145.4	-2.55%	20538000	6.61%
GODREJCP	778.7	-0.76%	4784400	6.02%
JINDALSTEL	152.5	-3.85%	23073750	5.21%
INDIGO	1110.4	-0.52%	2970000	4.50%
BPCL	337.9	-3.28%	10121400	4.23%
CIPLA	513.0	-0.74%	8859000	3.92%

Stocks to out perform

	Closing	% Change
AXISBANK	670.8	2.82%
RPOWER	29.9	-2.45%
TATAMTRDVR	97.5	0.88%
GMRINFRA	17.0	4.95%
IDFCBANK	45.5	-0.55%

Stocks to under perform

	Closing	% Change
PETRONET	215.6	-2.60%
VGUARD	206.2	-1.34%
INDIGO	1110.4	-0.52%
GODREJCP	778.7	-0.76%
MCDOWELL-N	596.3	-0.95%

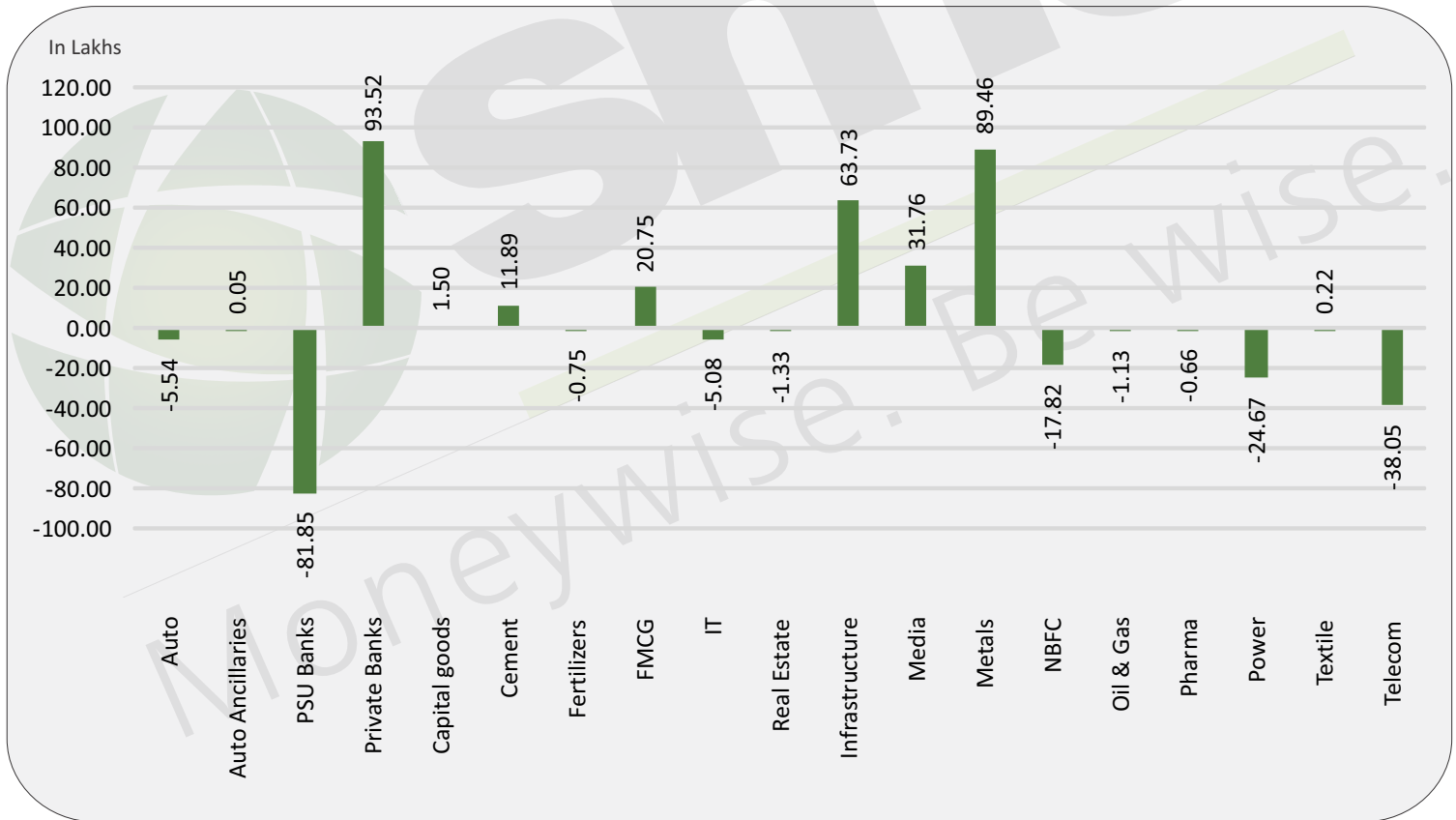
Sector overview

Scripts/Indexes	OI Change	Volume Change (%)	Price Change	Remark
Auto	-554225	-12.1%	0.4%	Long Buildup
Auto Ancillaries	4950	-4.9%	1.1%	Long Buildup
PSU Banks	-8184600	14.0%	-2.1%	Long Unwinding
Private Banks	9352150	60.7%	0.9%	Long Buildup
Capital goods	149900	-5.8%	0.0%	Long Buildup
Cement	1188650	-16.3%	-2.1%	Long Unwinding
Fertilizers	-74850	-4.6%	0.4%	Short Covering
FMCG	2074750	48.1%	0.3%	Long Buildup
IT	-508200	85.1%	0.2%	Long Buildup
Real Estate	-132600	22.8%	0.2%	Long Buildup

Sector overview

Scripts/Indexes	OI Change	Volume Change (%)	Price Change	Remark
Infrastructure	6372500	123.0%	0.6%	Long Buildup
Media	3175700	28.7%	-1.2%	Long Unwinding
Metals	8946055	24.4%	-2.0%	Long Unwinding
NBFC	-1782150	2.8%	-0.7%	Long Unwinding
Oil & Gas	-112900	30.2%	-2.0%	Long Unwinding
Pharma	-66400	-21.0%	0.3%	Long Buildup
Power	-2466550	5.4%	-0.9%	Long Unwinding
Textile	22375	-29.3%	0.1%	Short Covering
Telecom	-3804900	10.3%	-0.4%	Long Unwinding

Change in sector open interest



E-mail: smc.care@smcindiaonline.com

Moneywise. Be wise.

Corporate Office:

11/6B, Shanti Chamber,
Pusa Road, New Delhi - 110005
Tel: +91-11-30111000
www.smcindiaonline.com

Mumbai Office:

Lotus Corporate Park, A Wing 401 / 402, 4th Floor,
Graham Firth Steel Compound, Off Western
Express Highway, Jay Coach Signal, Goreagon
(East) Mumbai - 400063
Tel: 91-22-67341600, Fax: 91-22-67341697

Kolkata Office:

18, Rabindra Sarani, Poddar Court, Gate No-4,
5th Floor, Kolkata - 700001
Tel.: 033 6612 7000/033 4058 7000
Fax: 033 6612 7004/033 4058 7004

SMC Global Securities Ltd. (hereinafter referred to as "SMC") is regulated by the Securities and Exchange Board of India ("SEBI") and is licensed to carry on the business of broking, depository services and related activities. SMC is a registered member of National Stock Exchange of India Limited, Bombay Stock Exchange Limited, MSEI (Metropolitan Stock Exchange of India Ltd) and M/s SMC Comtrade Ltd is a registered member of National Commodity and Derivative Exchange Limited and Multi Commodity Exchanges of India and other commodity exchanges in India. SMC is also registered as a Depository Participant with CDSL and NSDL. SMC's other associates are registered as Merchant Bankers, Portfolio Managers, NBFC with SEBI and Reserve Bank of India. It also has registration with AMFI as a Mutual Fund Distributor.

SMC is a SEBI registered Research Analyst having registration number INH100001849. SMC or its associates has not been debarred/ suspended by SEBI or any other regulatory authority for accessing /dealing in securities market. SMC or its associates or its Research Analyst or his relatives do not hold any financial interest in the subject company interest at the time of publication of this Report. SMC or its associates or its Research Analyst or his relatives do not hold any actual/beneficial ownership of more than 1% (one percent) in the subject company, at the end of the month immediately preceding the date of publication of this Report. SMC or its associates its Research Analyst or his relatives does not have any material conflict of interest at the time of publication of this Report.

SMC or its associates/analyst has not received any compensation from the subject company covered by the Research Analyst during the past twelve months. The subject company has not been a client of SMC during the past twelve months. SMC or its associates has not received any compensation or other benefits from the subject company covered by analyst or third party in connection with the present Research Report. The Research Analyst has not served as an officer, director or employee of the subject company covered by him/her and SMC has not been engaged in the market making activity for the subject company covered by the Research Analyst in this report.

The views expressed by the Research Analyst in this Report are based solely on information available publicly available/internal data/ other reliable sources believed to be true. SMC does not represent/ provide any warranty expressly or impliedly to the accuracy, contents or views expressed herein and investors are advised to independently evaluate the market conditions/risks involved before making any investment decision. The research analysts who have prepared this Report hereby certify that the views /opinions expressed in this Report are their personal independent views/opinions in respect of the subject company.

Disclaimer: This Research Report is for the personal information of the authorized recipient and doesn't construe to be any investment, legal or taxation advice to the investor. It is only for private circulation and use. The Research Report is based upon information that we consider reliable, but we do not represent that it is accurate or complete, and it should not be relied upon as such. No action is solicited on the basis of the contents of this Research Report. The Research Report should not be reproduced or redistributed to any other person(s) in any form without prior written permission of the SMC. The contents of this material are general and are neither comprehensive nor inclusive. Neither SMC nor any of its affiliates, associates, representatives, directors or employees shall be responsible for any loss or damage that may arise to any person due to any action taken on the basis of this Research Report. It does not constitute personal recommendations or take into account the particular investment objectives, financial situations or needs of an individual client or a corporate/s or any entity/s. All investments involve risk and past performance doesn't guarantee future results. The value of, and income from investments may vary because of the changes in the macro and micro factors given at a certain period of time. The person should use his/her own judgment while taking investment decisions. Please note that SMC its affiliates, Research Analyst, officers, directors, and employees, including persons involved in the preparation or issuance of this Research Report: (a) from time to time, may have long or short positions in, and buy or sell the securities thereof, of the subject company(ies) mentioned here in; or (b) be engaged in any other transaction involving such securities and earn brokerage or other compensation or act as a market maker in the financial instruments of the subject company(ies) discussed herein or may perform or seek to perform investment banking services for such company(ies) or act as advisor or lender/borrower to such subject company(ies); or (c) may have any other potential conflict of interest with respect to any recommendation and related information and opinions. All disputes shall be subject to the exclusive jurisdiction of Delhi High court.