

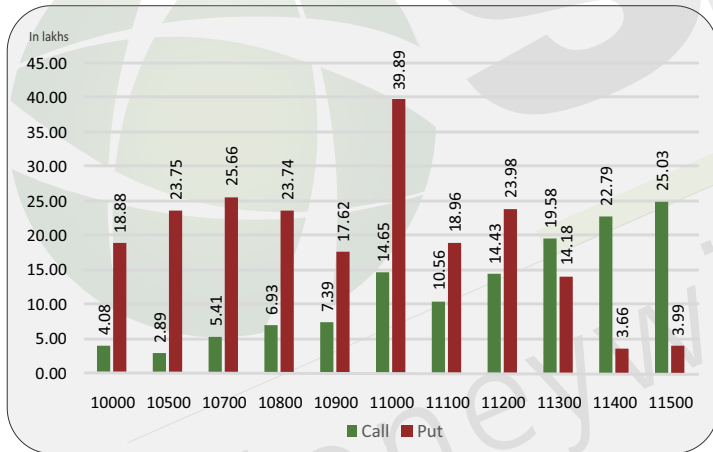
Nifty level

Nifty	S1	S2	R1	R2
11367	11250	11200	11450	11500

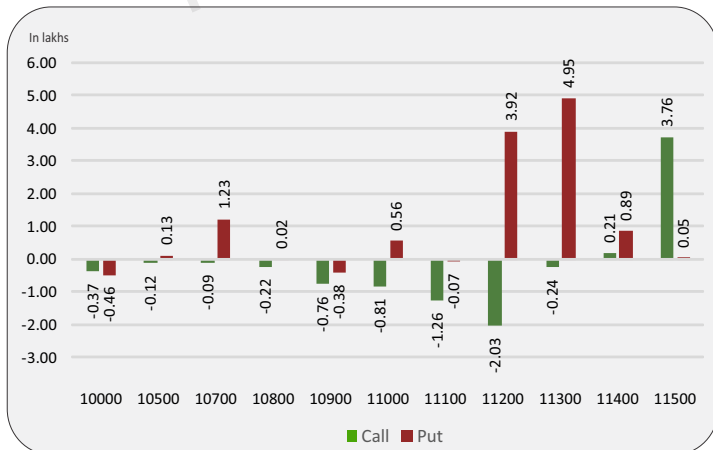
Nifty snapshot

	13-Mar	12-Mar
Nifty Spot	11341.70	11301.20
Nifty Mar	11366.65	11336.85
Nifty Apr	11420.80	11389.55
Chg. OI (Mar) (%)	6.60	9.25
Chg. OI (Apr) (%)	19.67	20.68
50 Day SMA	10865	10856
100 Day SMA	10735	10727
200 Day SMA	10879	10875

Nifty option OI concentration



Nifty option OI change



Nifty outlook

SGX Nifty 11,384 (+17)

Today the markets are likely to open on flat note. All the emerging markets are trading mixed. The coming session is likely to witness a range of 11250 on declines and 11450 on advances.

Stock is in ban period

BEML, IDBI, JETAIRWAYS, RELINFRA, RPOWER

Sentiment indicator

	13-Mar	12-Mar	11-Mar	8-Mar	7-Mar
NIFTY Discount/Premium	24.95	35.65	34.10	40.65	40.00
COST OF CARRY%	0.82	0.81	0.80	0.77	0.76
PCR(OI)	1.45	1.41	1.32	1.30	1.37
PCR(VOL)	1.14	1.21	1.39	1.19	1.37
A/D RATIO(Nifty 50)	0.59	2.19	7.50	0.70	0.65
A/D RATIO(All FO Stock)*	0.63	1.61	10.63	0.64	0.53
Implied Volatility	13.28	15.88	18.72	19.62	19.41
VIX	15.28	15.10	14.90	14.94	14.94
HISTORY. VOL	13.99	14.38	13.66	12.98	13.36

*All Future Stock

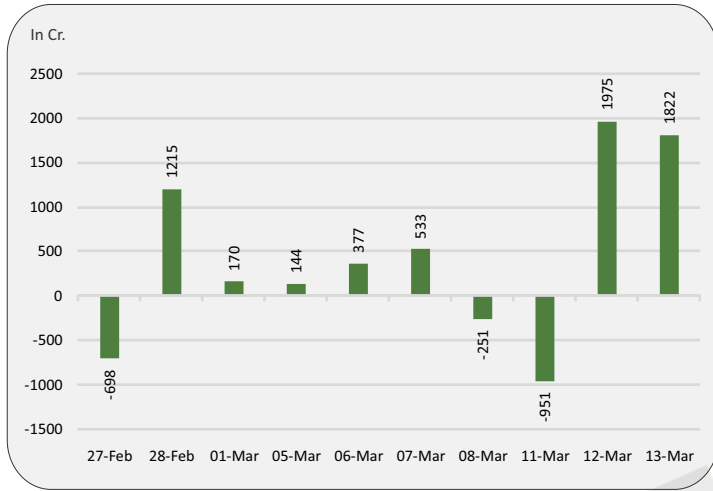
Nifty v/s OI

Date	Nifty	% Change	Open Interest	% Change
05-Mar	11033	1.1%	14435475	1.3%
06-Mar	11087	0.5%	14706000	1.9%
07-Mar	11098	0.1%	14573250	-0.9%
08-Mar	11076	-0.2%	14591400	0.1%
11-Mar	11202	1.1%	15516450	6.3%
12-Mar	11337	1.2%	16951425	9.2%
13-Mar	11367	0.3%	18070950	6.6%

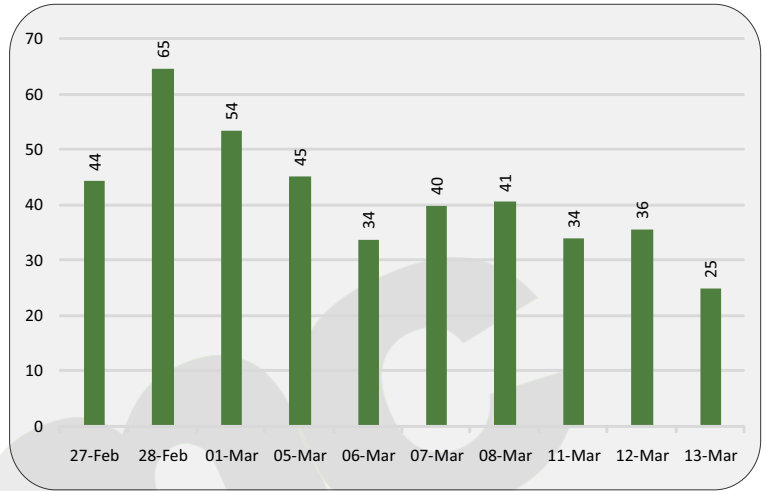
Fund flow (FII/DII)

	Net investment (in cr)
FII INDEX FUTURE	1822
FII INDEX OPTION	-492
FII STOCK FUTURE	-908
FII STOCK OPTION	99
FII CASH	2722
DII CASH	-1508

FII'S activity in Nifty future



Nifty discount / premium



Top 10 long build up

	LTP	% Change	Open Interest	% OI Change
BEML	976.7	7.32%	2121000	44.35%
JUSTDIAL	594.1	8.35%	3158400	33.57%
AMARAJABAT	755.4	0.56%	980700	15.69%
PFC	111.2	0.18%	29691800	9.06%
KTKBANK	130.2	3.71%	15270300	7.44%
HINDZINC	276.8	0.53%	4195200	6.15%
DCBBANK	202.3	0.32%	4180500	4.97%
CANBK	264.2	2.64%	10232000	4.56%
BEL	92.9	2.26%	35694000	4.46%
INFY	712.4	0.18%	49970400	3.57%

Indices to out perform

	Closing	% Change
BANK	28884	1.55%
FIN SERVICE	12034	1.17%
ENERGY	16042	0.32%
REALTY	246	0.59%
PSU BANK	3051	1.64%

Indices to under perform

	Closing	% Change
IT	15343	-0.27%
FMCG	30452	-0.10%
PHARMA	9100	-1.88%
AUTO	8768	-0.40%
MIDCAP	4885	-0.68%

Top 10 short build up

	LTP	% Change	Open Interest	% OI Change
OIL	174.7	-2.43%	7056324	18.36%
ONGC	148.4	-1.98%	36228750	14.17%
ACC	1580.7	-1.26%	2329200	10.87%
IGL	292.9	-2.09%	2934250	8.99%
CUMMINSIND	739.5	-0.91%	1549800	6.65%
POWERGRID	189.4	-0.97%	14428000	5.62%
LUPIN	765.0	-4.92%	9455600	5.48%
IOC	146.8	-4.15%	37509500	5.03%
MARICO	344.1	-2.16%	7391800	3.91%
OFSS	3426.1	-1.54%	194400	3.43%

Stocks to out perform

	Closing	% Change
JUSTDIAL	594.1	8.35%
GODFRYPHLP	1066.4	1.48%
CGPOWER	42.1	-1.52%
NCC	107.1	3.33%
CANFINHOME	322.7	1.56%

Stocks to under perform

	Closing	% Change
DHFL	128.6	-0.62%
RPOWER	11.6	-3.75%
RECLTD	135.3	1.05%
APOLLOHOSP	1122.1	-3.40%
TATAMTRDVR	91.7	-1.87%

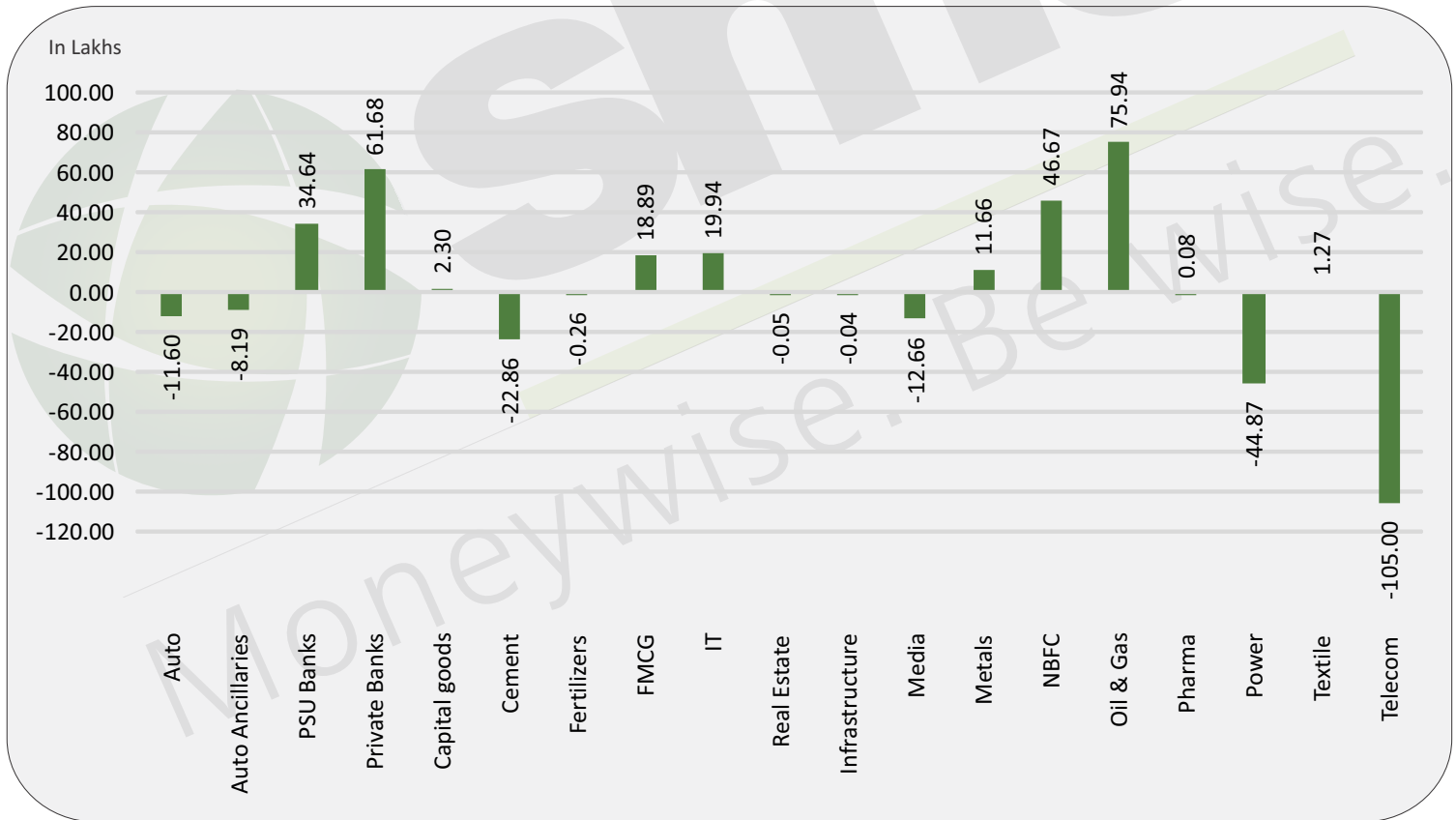
Sector overview

Scripts/Indexes	OI Change	Volume Change (%)	Price Change	Remark
Auto	-1159700	-32.9%	-0.4%	Long Unwinding
Auto Ancillaries	-818670	3.4%	-0.8%	Short Buildup
PSU Banks	3463500	16.2%	1.2%	Long Buildup
Private Banks	6168320	24.1%	0.8%	Long Buildup
Capital goods	230000	-46.6%	-0.3%	Long Unwinding
Cement	-2286350	-10.3%	-1.2%	Long Unwinding
Fertilizers	-25800	-11.1%	0.2%	Short Covering
FMCG	1888700	-24.5%	-0.4%	Long Unwinding
IT	1993750	41.7%	-0.5%	Short Buildup
Real Estate	-5200	5.2%	2.6%	Long Buildup

Sector overview

Scripts/Indexes	OI Change	Volume Change (%)	Price Change	Remark
Infrastructure	-4200	-7.1%	-0.6%	Long Unwinding
Media	-1265800	-44.4%	-2.2%	Long Unwinding
Metals	1166407	-20.8%	-1.6%	Long Unwinding
NBFC	4667350	4.9%	0.1%	Long Buildup
Oil & Gas	7593738	9.3%	-0.8%	Long Unwinding
Pharma	8300	-19.5%	-2.1%	Long Unwinding
Power	-4486750	-16.6%	-1.2%	Long Unwinding
Textile	126550	-45.2%	-0.4%	Long Unwinding
Telecom	-10500300	-28.6%	-2.3%	Long Unwinding

Change in sector open interest



E-mail: smc.care@smcindiaonline.com

Moneywise. Be wise.

Corporate Office:

11/6B, Shanti Chamber,
Pusa Road, New Delhi - 110005
Tel: +91-11-30111000
www.smcindiaonline.com

Mumbai Office:

Lotus Corporate Park, A Wing 401 / 402, 4th Floor,
Graham Firth Steel Compound, Off Western
Express Highway, Jay Coach Signal, Goreagon
(East) Mumbai - 400063
Tel: 91-22-67341600, Fax: 91-22-67341697

Kolkata Office:

18, Rabindra Sarani, Poddar Court, Gate No-4,
5th Floor, Kolkata - 700001
Tel.: 033 6612 7000/033 4058 7000
Fax: 033 6612 7004/033 4058 7004

SMC Global Securities Ltd. (hereinafter referred to as "SMC") is regulated by the Securities and Exchange Board of India ("SEBI") and is licensed to carry on the business of broking, depository services and related activities. SMC is a registered member of National Stock Exchange of India Limited, Bombay Stock Exchange Limited, MSEI (Metropolitan Stock Exchange of India Ltd) and M/s SMC Comtrade Ltd is a registered member of National Commodity and Derivative Exchange Limited and Multi Commodity Exchanges of India and other commodity exchanges in India. SMC is also registered as a Depository Participant with CDSL and NSDL. SMC's other associates are registered as Merchant Bankers, Portfolio Managers, NBFC with SEBI and Reserve Bank of India. It also has registration with AMFI as a Mutual Fund Distributor.

SMC is a SEBI registered Research Analyst having registration number INH100001849. SMC or its associates has not been debarred/ suspended by SEBI or any other regulatory authority for accessing /dealing in securities market. SMC or its associates or its Research Analyst or his relatives do not hold any financial interest in the subject company interest at the time of publication of this Report. SMC or its associates or its Research Analyst or his relatives do not hold any actual/beneficial ownership of more than 1% (one percent) in the subject company, at the end of the month immediately preceding the date of publication of this Report. SMC or its associates its Research Analyst or his relatives does not have any material conflict of interest at the time of publication of this Report.

SMC or its associates/analyst has not received any compensation from the subject company covered by the Research Analyst during the past twelve months. The subject company has not been a client of SMC during the past twelve months. SMC or its associates has not received any compensation or other benefits from the subject company covered by analyst or third party in connection with the present Research Report. The Research Analyst has not served as an officer, director or employee of the subject company covered by him/her and SMC has not been engaged in the market making activity for the subject company covered by the Research Analyst in this report.

The views expressed by the Research Analyst in this Report are based solely on information available publicly available/internal data/ other reliable sources believed to be true. SMC does not represent/ provide any warranty expressly or impliedly to the accuracy, contents or views expressed herein and investors are advised to independently evaluate the market conditions/risks involved before making any investment decision. The research analysts who have prepared this Report hereby certify that the views /opinions expressed in this Report are their personal independent views/opinions in respect of the subject company.

Disclaimer: This Research Report is for the personal information of the authorized recipient and doesn't construe to be any investment, legal or taxation advice to the investor. It is only for private circulation and use. The Research Report is based upon information that we consider reliable, but we do not represent that it is accurate or complete, and it should not be relied upon as such. No action is solicited on the basis of the contents of this Research Report. The Research Report should not be reproduced or redistributed to any other person(s) in any form without prior written permission of the SMC. The contents of this material are general and are neither comprehensive nor inclusive. Neither SMC nor any of its affiliates, associates, representatives, directors or employees shall be responsible for any loss or damage that may arise to any person due to any action taken on the basis of this Research Report. It does not constitute personal recommendations or take into account the particular investment objectives, financial situations or needs of an individual client or a corporate/s or any entity/s. All investments involve risk and past performance doesn't guarantee future results. The value of, and income from investments may vary because of the changes in the macro and micro factors given at a certain period of time. The person should use his/her own judgment while taking investment decisions. Please note that SMC its affiliates, Research Analyst, officers, directors, and employees, including persons involved in the preparation or issuance of this Research Report: (a) from time to time, may have long or short positions in, and buy or sell the securities thereof, of the subject company(ies) mentioned here in; or (b) be engaged in any other transaction involving such securities and earn brokerage or other compensation or act as a market maker in the financial instruments of the subject company(ies) discussed herein or may perform or seek to perform investment banking services for such company(ies) or act as advisor or lender/borrower to such subject company(ies); or (c) may have any other potential conflict of interest with respect to any recommendation and related information and opinions. All disputes shall be subject to the exclusive jurisdiction of Delhi High court.